

Computer Skills: Using a Mouse or Trackpad

Please Note: This lesson has two versions depending on whether you are teaching the children how to use a computer mouse on a desktop computer or a trackpad on a laptop.

Aim: Use technology purposefully to manipulate and retrieve digital content. Children will learn how to move the cursor and click using a trackpad. I can use a computer mouse. or I can use a trackpad.	Success Criteria: I can hold a mouse comfortably and correctly. I can click, double-click and drag. or I can apply the right pressure for moving the cursor and pressing buttons. I can click and double-click accurately.	Resources: Lesson Pack Modelling clay Desktop computer with mouse or laptop with trackpad.
	Key/New Words: Trackpad: click, button, pressure. Mouse: click, button, double click, drag, pressure.	Preparation: Save the Dragging Objects file in a location where children can easily access the document.

Prior Learning: It would be helpful if children complete a pre-learning activity (such as a whole class discussion) where their current knowledge of computers can be ascertained.

Learning Sequence

	Using a Mouse	Using a Trackpad	
	Mouse: What is a mouse? What is a computer mouse? Children discuss their ideas with a talk partner before feeding back to the whole class. Holding a Mouse: Demonstrate how to hold a mouse correctly.	Laptop: What is a laptop? What do you use to move the cursor on a laptop? Children discuss their ideas with a talk partner before feeding back to the whole class. Using a Trackpad: Discuss the pressure needed when using a trackpad. Give each child a flattened square piece of modelling clay and model how to glide the index finger over it. Adults should observe the children and support those that are applying too much pressure and leaving indentations on the modelling clay.	
	Click and Drag: Model how to click, double-click and drag using the mouse.	Click and Double-Click: Demonstrate how to use the buttons on a trackpad, click and double-click, paying attention to the speed of double-clicking.	
	Check: Children check in pairs whether they are holding a mouse correctly and the speed they are using to click and double click.	Check: Children check in pairs whether they are using the trackpad correctly and the pressure they are applying.	
	Practise: Children practise their clicking and double clicking skills using a mouse or their clicking and dragging skills using a trackpad. Children could practise double-clicking when opening a web browser. Children use a simple online colouring activity or game of your choice to practice their clicking skills. 	Model how objects and text can be dragged in a Word Document. Children move the shapes in the Dragging Objects file.	
	Key Words: Show the key words that the children have learnt during the lesson. Select children to define these in their own words.		


Taskit



Computing

Computer Skills

Using a Mouse



Aim

- I can use a computer mouse.

Success Criteria


- I can hold a mouse comfortably and correctly.
- I can move the cursor and use the buttons to click and double-click.

Mouse



What is a mouse?


What is computer mouse?
What is it used for?



Holding a Mouse



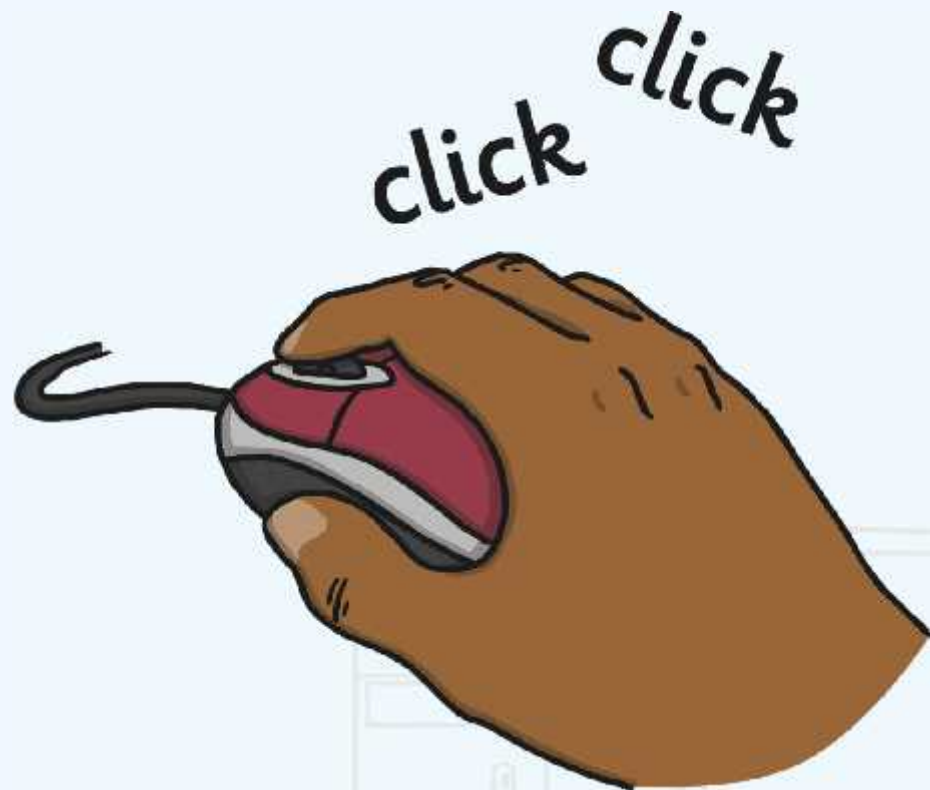
Hold a mouse with the thumb on the side and 2 fingers on top.



Click and Drag

Click with your first finger.

Now, double-click with 2 quick clicks.




Check




Check with a partner
how you are holding a mouse.


Practise clicking and
double-clicking.



Practise



Practise using your mouse to complete the online activity you are given.

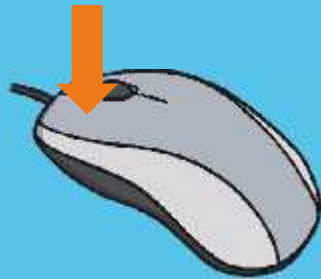


Key Words



We've used these words in the lesson. Can you explain what they mean?

button



mouse



click



pressure




Aim



- I can use a computer mouse.

Success Criteria

- I can hold a mouse comfortably and correctly.
- I can move the cursor and use the buttons to click and double click.

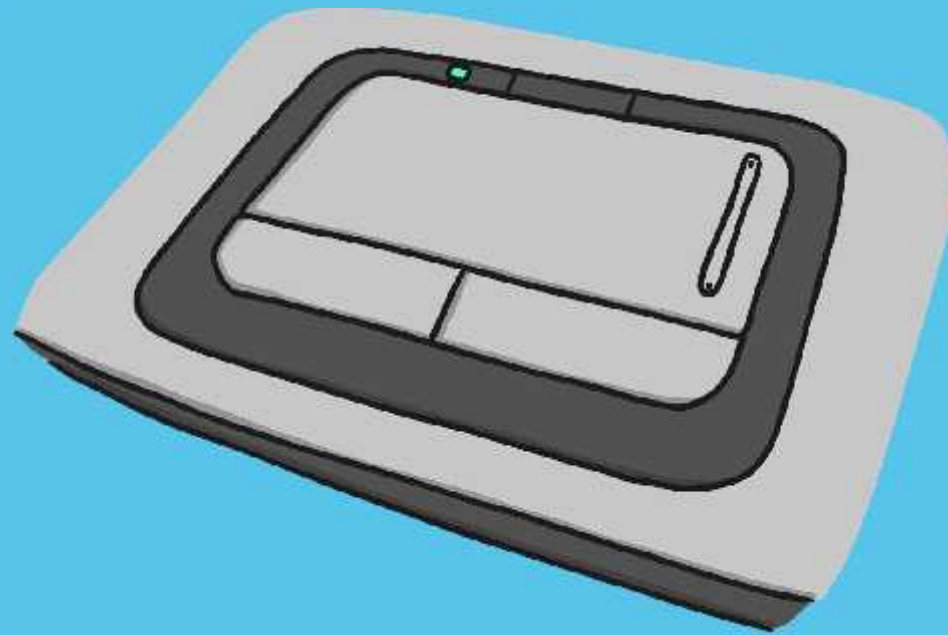




Computing

Computer Skills

Using a Trackpad



Aim

- I can use a trackpad.

Success Criteria

- I can apply the right pressure for moving the cursor and pressing buttons.
- I can click and double-click accurately.

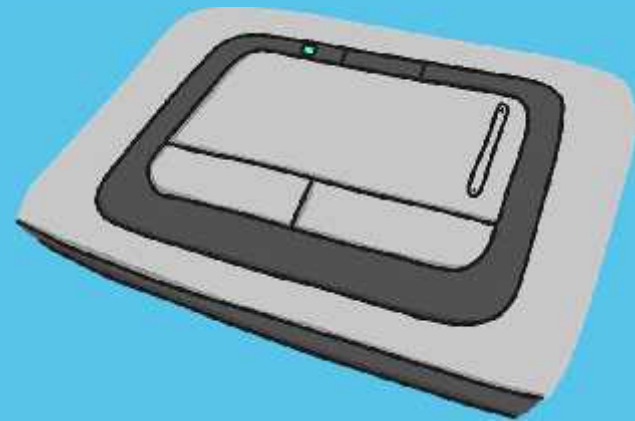
Laptop



What is a laptop?



What do you use to move the cursor on a laptop?



Using a Trackpad



Move your finger gently across the trackpad.

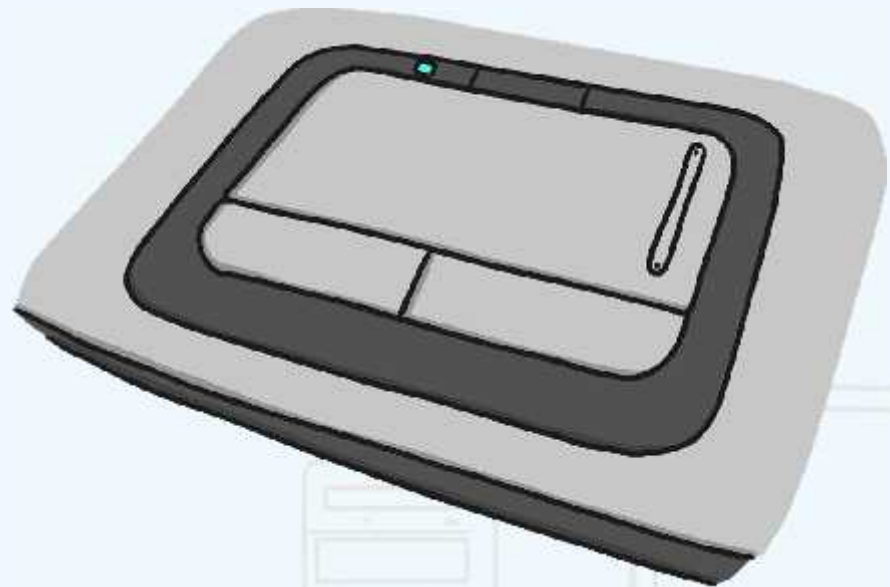


Click and Double-Click

There are two buttons – left and right. The left button is the one you need to use today.

You click by putting pressure on the button and then letting go.

Double-click with 2 quick clicks.




Check




Check with a partner
how you are using the trackpad.


Practise clicking and
double-clicking.



Practise



Practise using your trackpad to complete the online activity you are given.

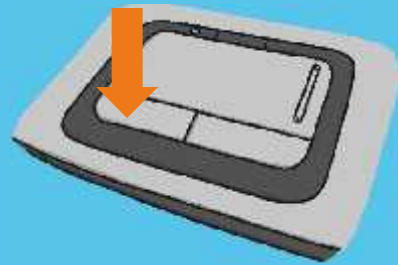


Key Words

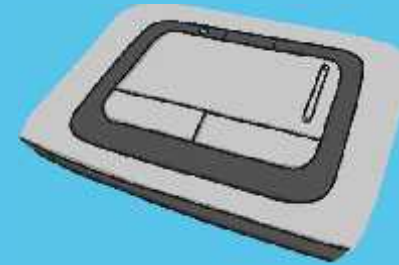


We've used these words in the lesson. Can you explain what they mean?

button



trackpad



click



pressure




Aim







- I can use a trackpad.

Success Criteria

- I can apply the right pressure for moving the cursor and pressing buttons.
- I can click and double click accurately.





Computer Skills | Using a Mouse

I can use a computer mouse.		
I can hold a mouse comfortably and correctly.		
I can click, double-click and drag.		

Computer Skills | Using a Mouse

I can use a computer mouse.		
I can hold a mouse comfortably and correctly.		
I can click, double-click and drag.		

Computer Skills | Using a Mouse

I can use a computer mouse.		
I can hold a mouse comfortably and correctly.		
I can click, double-click and drag.		

Computer Skills | Using a Mouse

I can use a computer mouse.		
I can hold a mouse comfortably and correctly.		
I can click, double-click and drag.		

Computer Skills | Using a Mouse

I can use a computer mouse.		
I can hold a mouse comfortably and correctly.		
I can click, double-click and drag.		

Computer Skills | Using a Mouse

I can use a computer mouse.		
I can hold a mouse comfortably and correctly.		
I can click, double-click and drag.		

Computer Skills | Using a Mouse

I can use a computer mouse.		
I can hold a mouse comfortably and correctly.		
I can click, double-click and drag.		

Computer Skills | Using a Mouse

I can use a computer mouse.		
I can hold a mouse comfortably and correctly.		
I can click, double-click and drag.		

Computer Skills | Using a Trackpad

I can use a trackpad.		
I can apply the right pressure for moving the cursor and pressing buttons.		
I can click and double-click accurately.		

Computer Skills | Using a Trackpad

I can use a trackpad.		
I can apply the right pressure for moving the cursor and pressing buttons.		
I can click and double-click accurately.		

Computer Skills | Using a Trackpad

I can use a trackpad.		
I can apply the right pressure for moving the cursor and pressing buttons.		
I can click and double-click accurately.		

Computer Skills | Using a Trackpad

I can use a trackpad.		
I can apply the right pressure for moving the cursor and pressing buttons.		
I can click and double-click accurately.		

Computer Skills | Using a Trackpad

I can use a trackpad.		
I can apply the right pressure for moving the cursor and pressing buttons.		
I can click and double-click accurately.		

Computer Skills | Using a Trackpad

I can use a trackpad.		
I can apply the right pressure for moving the cursor and pressing buttons.		
I can click and double-click accurately.		

Computer Skills | Using a Trackpad

I can use a trackpad.		
I can apply the right pressure for moving the cursor and pressing buttons.		
I can click and double-click accurately.		

Computer Skills | Using a Trackpad

I can use a trackpad.		
I can apply the right pressure for moving the cursor and pressing buttons.		
I can click and double-click accurately.		